

PRODUCT CARE AND MAINTENANCE

09/2023

PRODUCT CARE AND MAINTENANCE

Periodic care will contribute to keep your products attractive and efficient over time.

After each use, rinse with water and at the end dry with a soft cloth to eliminate residues of products used for care of the structure, thus avoiding the formation of limescale deposits.

It is recommended that you exclusively use original Fantini spares, which are available from authorized retailers.




02 Chrome



01 Gold Plus*




13 Matt Black
(RAL 9005)



29 Matt White
(RAL 9016)




06 Red
(RAL 3000)



95 Polished
Nickel PVD



P5 Matt Gun
Metal PVD



P6 Matt British
Gold PVD



P9 Matt Copper
PVD



S1 Deep Black
PVD



Q7 Pure Brass
PVD



Q8 Raw Metal
PVD



38 Brilliant
Stainless Steel



93 Brushed
Stainless Steel

FOR DEEPER CLEANING:

PRODUCTS TO USE

- Alcohol, liquid detergent or neutral cleaners or containing citric acid diluted with water, vinegar and water solution.

TOOLS TO USE

- Soft sponge, cotton cloth or microfibers.

PRODUCTS TO AVOID

- Detergents or cleaning agents containing abrasive substances or based on hydrochloric, formic, phosphoric, acetic or hydrofluoric acid, ammonia, bleach, disinfectants, abrasive sponges or brushes

For products with a **PVD finishing** (except for the 95 Polished Nickel PVD finishing) after cleaning, it is recommended to treat the surface of the product with silicone oil sprayed on a soft cloth in order to maintain the finishing of the product unaffected and homogeneous over time.

* The GOLD PLUS finish is a galvanic deposition process which builds up a coating 0,1-0,2 µm thick of 22-23 carat gold.

AERATORS

The deposits of limescale and dirt in the filters of ventilators may be removed by dismantling the aerators and immersing it in diluted vinegar. Allow to soak for a few hours, wash with soap and water, then rinse.

SHOWERHEADS

In order to avoid the accumulation of limescale inside the shower head, it is necessary to clean the silicone rubber anti-scale nozzles periodically by gently rubbing them to remove the limescale deposits.

/ Handles in Murano Artistic Glass and Crystal
Venezia and Venezia by Venini series



PRODUCTS TO USE

- Alcohol, liquid detergent or neutral cleaners diluted with water for ordinary cleaning, specific glass cleaner to enhance the brilliance of the material.

TOOLS TO USE

- Soft sponge, cotton cloth or microfibers.

PRODUCTS TO AVOID

- Abrasive sponges or brushes, abrasive powders or cream cleansers with microgranules, solvents, bleach, hydrochloric or acetic acid, chlorine.

/ Handles in Polymethyl Methacrylate (PMMA)
Nice series



PRODUCTS TO USE

- Liquid detergent or neutral cleaners diluted with water, antistatic products for plastics.

TOOLS TO USE

- Soft sponge, cotton cloth or microfibers.

PRODUCTS TO AVOID

- Abrasive sponges or brushes, abrasive powders or cream cleansers with microgranules, solvents, bleach, hydrochloric or acetic acid, chlorine.

/ Laminated wood - Milanoslim Outdoor series



The laminated wood used for the Milanoslim shower column does not need to be painted or oiled and will not deteriorate if left constantly outdoors. However, it is recommended to disassemble the column and store it during the winter season in order to delay the formation of the silver- grey coat that naturally creates when exposed to the weather.

To remove stains or traces of dirt from wood, it is advisable to use Marseille soap, rubbing the area to be treated with a sponge or, for deeper cleaning, alcohol vinegar with a brush, rubbing the stained wood and then letting the surface dry. To maintain the original colour of the wood, after cleaning and drying the surface, you can apply a coat of wood fixative that will delay the formation of the grey coat. This product is also effective against stains.